

Kathleen Kampa • Charles Vilina



Magic Time

Workbook



2nd Edition



OXFORD

Kathleen Kampa • Charles Vilina

Magic Time

Workbook




2nd Edition

OXFORD
UNIVERSITY PRESS


Table of Contents

| | |
|------------------------------------|----|
| Numbers | 2 |
| Unit 1: New Friends | 4 |
| Unit 2: At the Beach | 8 |
| Unit 3: Colorful Jungle | 12 |
| Review 1 | 16 |
| Talk Time 1 | 18 |
| Spring ABCs | 20 |
| Unit 4: In the Classroom | 22 |
| Unit 5: Dot's Birthday Party | 26 |
| Unit 6: Painting a Mural | 30 |
| Review 2 | 34 |
| Talk Time 2 | 36 |
| Summer ABCs | 38 |
| Unit 7: At the Campsite | 40 |
| Unit 8: Fruits and Vegetables Show | 44 |
| Unit 9: At the Park | 48 |
| Review 3 | 52 |
| Talk Time 3 | 54 |
| Fall ABCs | 56 |
| Unit 10: Pet Parade | 58 |
| Unit 11: Family Fun | 62 |
| Unit 12: Slumber Parties | 66 |
| Review 4 | 70 |
| Talk Time 4 | 72 |
| Winter ABCs | 74 |
| More ABCs | 76 |

Numbers

 A. Write the numbers. Color.





4

5

6

4

5

6

4

5

6

4

5

6

4

5

6



Word Time



Match. Draw.

1.



Annie

a.



2.



Ted

b.



3.



Digger

c.



4.




Dot

d.



Use the Words

 Circle Annie, Ted, Digger, and Dot. Say.

1. Annie




2. Ted



3. Digger




4. Dot




Hello, I'm _____.


Action Word Time

 Which ones are the same? Circle.

1. wave



2. shake hands




3. smile




4. nod



Use the Action Words

 Connect and say. Color.

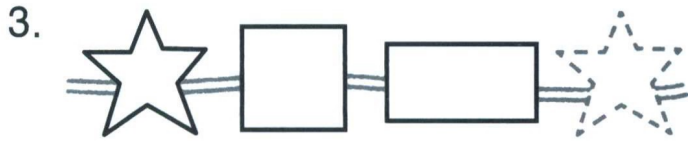
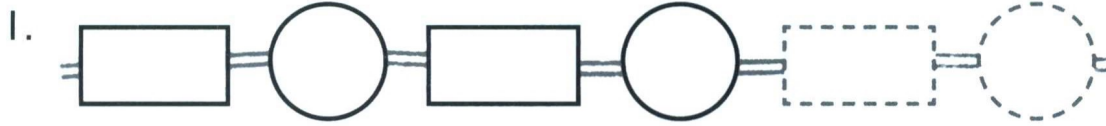


Let's _____.



Word Time

A. Complete the patterns.



B. Draw your own shape pattern. Color.











▲ triangle ● circle ★ star ■ rectangle ♥ heart ■ square

Use the Words



A. Match and say. Color.

1.  2.  3.  4.  5.  6. 



B. Add your own fish above. Color.

I see a _____.

Action Word Time

 Match.

1.



walk

2.



dive

3.



swim

4.



tiptoe

5.



walk

6.



swim

a.



dive

b.



swim

c.



walk

d.



tiptoe

e.



swim

f.



walk

Use the Action Words




Connect and say.

1.



a.



2.



b.



3.



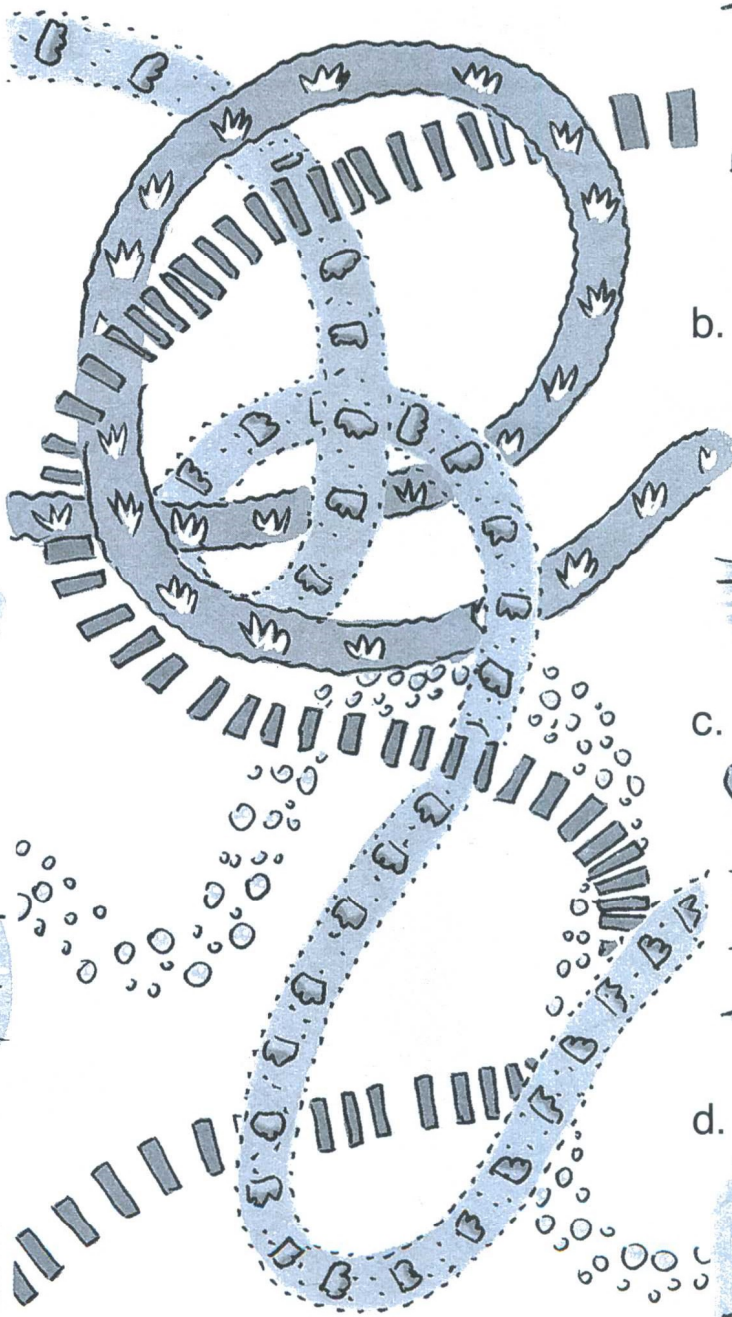
c.



4.



d.









_____ over here.




Word Time




Count the dots. Color.

| | | | | | |
|---|--|--|---|---|---|
| • | •• | ••• | •••• | ••••• | •••••• |
|  red |  yellow |  blue |  orange |  black |  green |



Use the Words

 Connect and say. Color.

1.



2.




3.




4.



5.




6.




It's _____.

Action Word Time

 Which ones are the same? Circle.


1. paint



2. write



3. draw



4. color



Use the Action Words




Match and say.

1.




a.



2.




b.




3.



c.



4.



d.






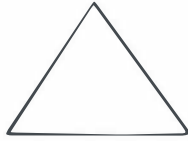






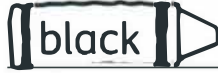
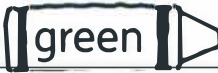
_____ with me.





Review 1

Part 1

 **A. Color.**

| | | | | | |
|---|--|--|---|---|---|
|  |  |  |  |  |  |
|  red |  yellow |  blue |  orange |  black |  green |

 **B. Look at A. Color below.**





Which one is the same? Circle.

1.




Let's shake hands.



2.



Paint with me.



3.




I see Digger.



4.



Let's wave.





A. Match and say.



•

•

•

1

2

3

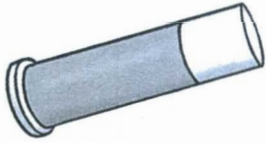


B. Number. Point and say.



 **A. Match.**

1.



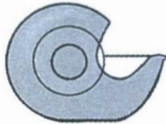
glue

2.




scissors

3.






tape


4.



paper




 **B. Trace. Point and say** 




Spring ABCs


 **A.** Trace the letters.





 **B.** Write the letters.




 **C.** Connect.





 **D.** Connect in A-B-C order.






Word Time



book bag




ruler



eraser



crayon



book




pencil




Draw the missing item or items.


1.




2.




3.




4.




Use the Words

 Draw the missing parts. Connect and say. Color.

1.



a.



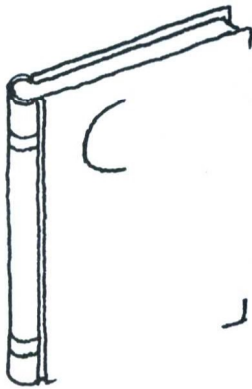
2.



b.



3.



c.



4.



d.




5.



e.



6.



f.



It's a/an _____.

Action Word Time




Match the opposites.

1. pick up your book



2. open your book bag



3. open your book



4. pick up your book bag



a. put down your book bag



b. close your book



c. put down your book



d. close your book bag



Use the Action Words




 Connect and say.

1.   

2.   

3.   

4.   

5.   

6.   

_____ slowly. _____ quickly.


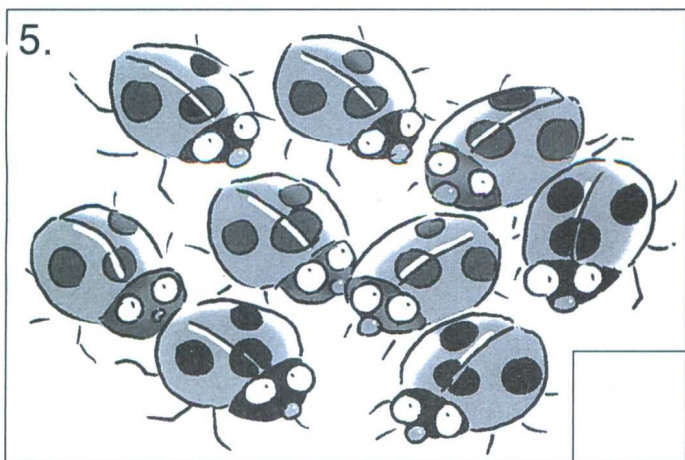
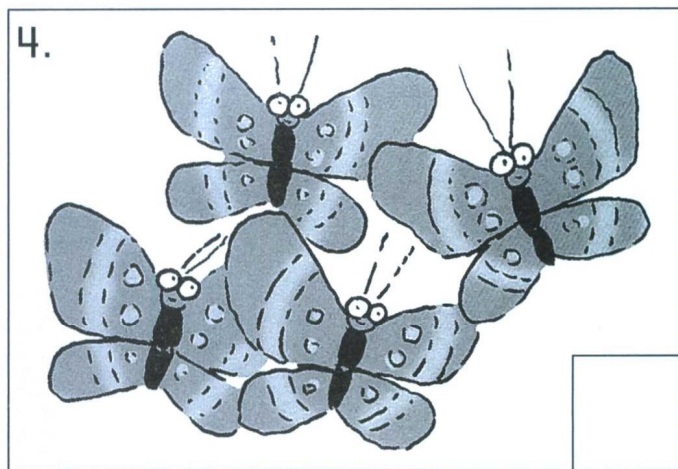
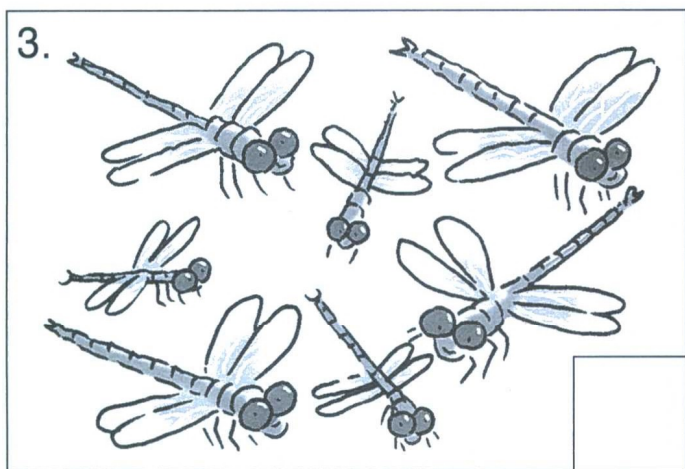

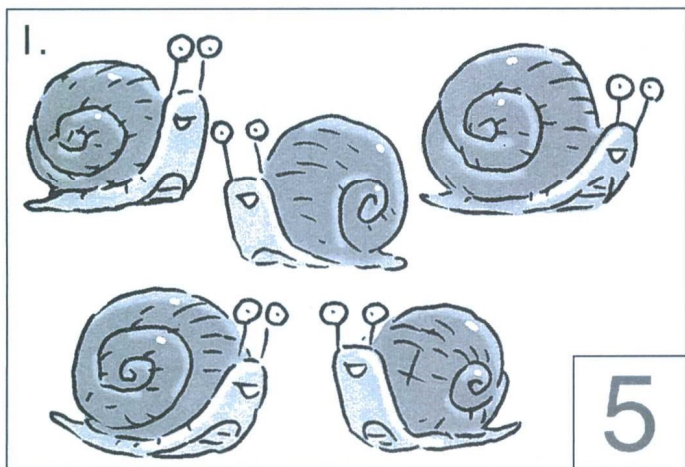


Word Time

A. Trace the numbers.

1 2 3 4 5 6 7 8 9 10


B. How many? Write the number in the box.




Use the Words

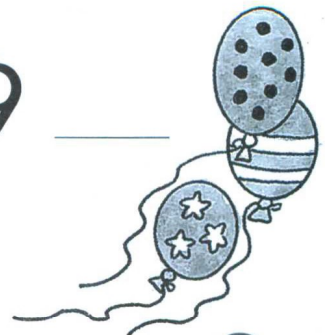
 **A.** Count. Write the number and say. Color.



 **B.** Write the missing numbers. Circle your age.




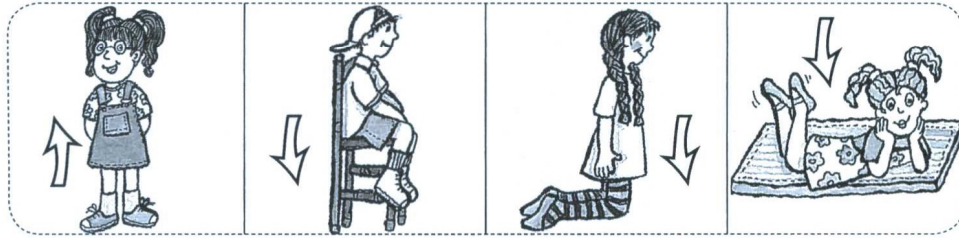
1 4 7 9



I'm _____ years old.

Action Word Time

 Circle this pattern across → or down ↓.



stand up


sit down

kneel down



lie down

| | | | | |
|---|---|---|---|---|
|  |  |  |  |  |
|  |  |  |  |  |
|  |  |  |  |  |
|  |  |  |  |  |
|  |  |  |  |  |


Use the Action Words

 Circle and say.


1.




2.



3.



4.



Okay.

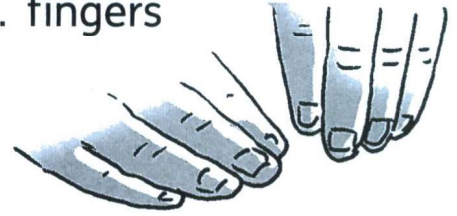


Word Time

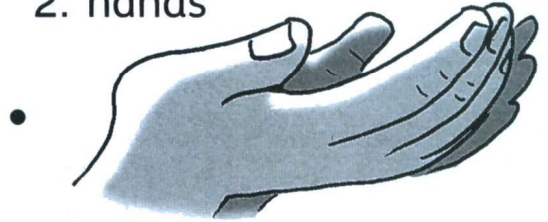
Match and circle the body parts.



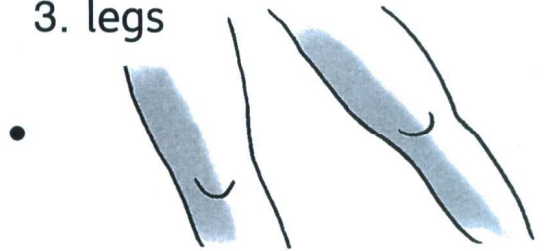
1. fingers



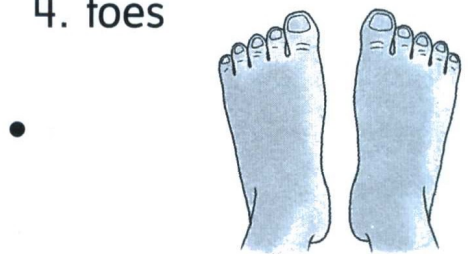
2. hands




3. legs



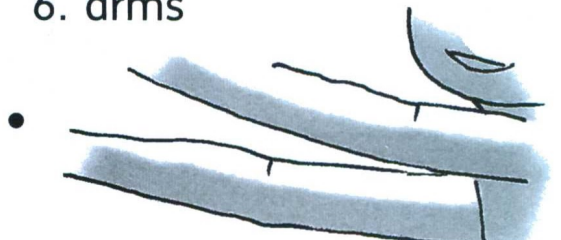
4. toes



5. feet



6. arms



Use the Words

 What does Annie say? Write the number and say.

1.



2

2.




3.



4.



5.



6.



I have _____.

Action Word Time

 Connect.




wash your hands


brush your hair

comb your hair

dry your hands

Use the Action Words

 Circle and say.



Please _____.




Review 2

Part 1

Count. Write the number.

1. 7



2.





3.





4.



5.



6.




Match the opposite actions. Then say.


1.



a.



2.



b.



3.




c.



4.



d.



_____ slowly. _____ quickly. Please _____.



A. Match and say.



1

2

3



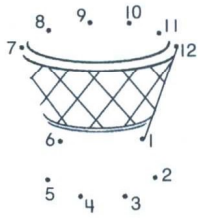
B. Number. Point and say. 



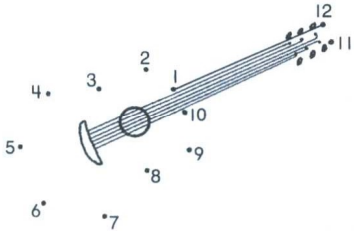


A. Connect the dots. Match.

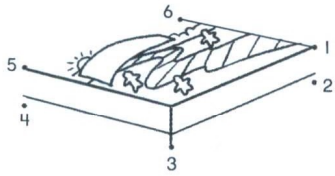
1.



2.



3.



4.

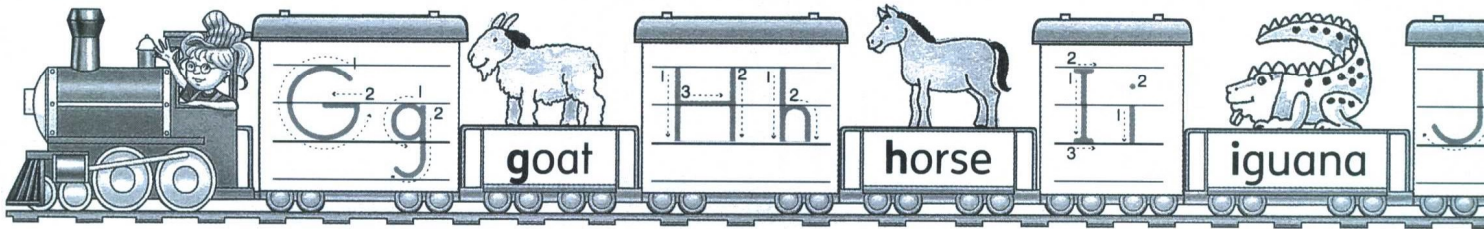


B. Trace. Point and say.

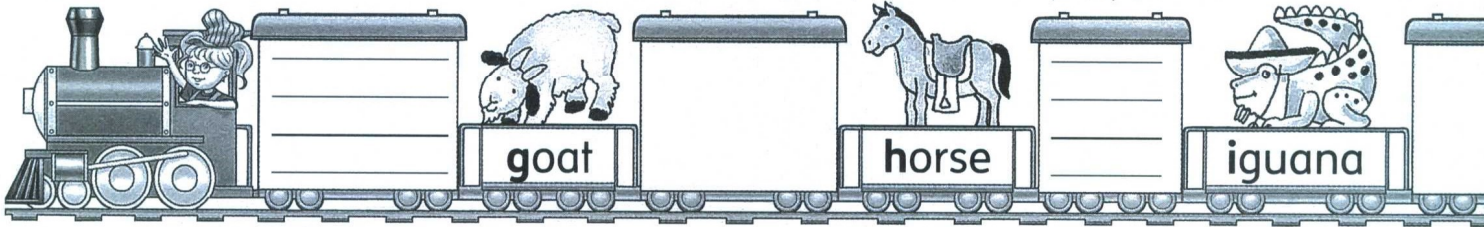


Summer ABCs


 **A.** Trace the letters.


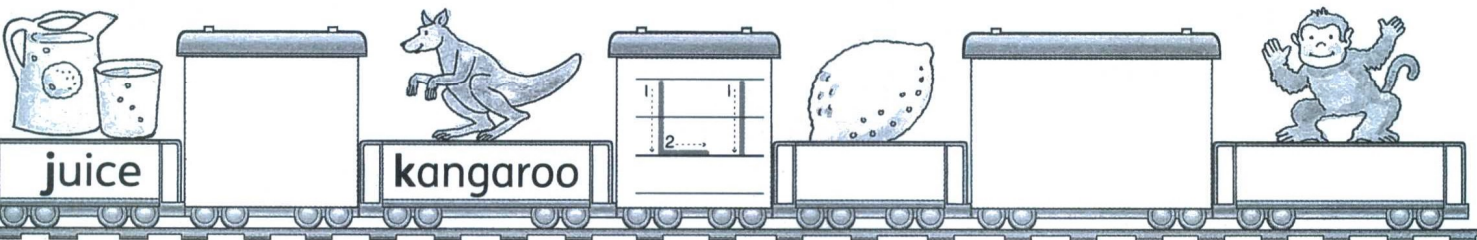


 **B.** Write the letters.




 **C.** Connect.





 **D.** Connect in A-B-C order.





Word Time



Match.

1. cold



2. sleepy



3. thirsty




4. hot



5. tired



6. hungry



a.



b.



c.




d.




e.










f.



Use the Words


 Match and say. Color.

1. 
2. 
3. 
4. 
5. 
6. 



I'm _____.

Action Word Time

 Circle this pattern across → or down ↓.



cook




























eat




drink



clean up

| | | | | |
|---|---|---|---|---|
|  |  |  |  |  |
|  |  |  |  |  |
|  |  |  |  |  |
|  |  |  |  |  |
|  |  |  |  |  |

Use the Action Words

 Match and say.


1.




a.




2.



b.



3.



c.



4.



d.



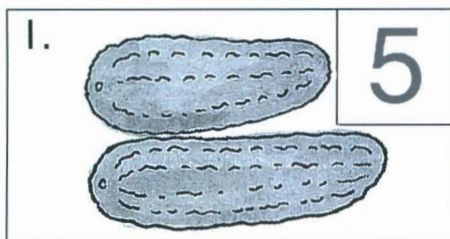

Let's _____ together.




Word Time



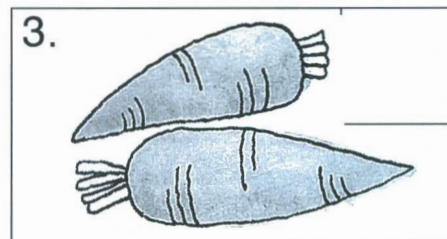
Color. Count. Write the number.




cucumbers



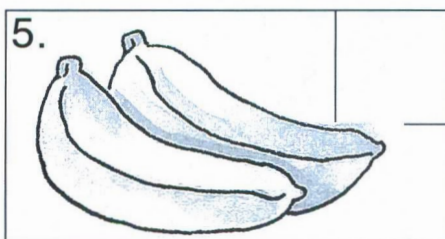
tomatoes



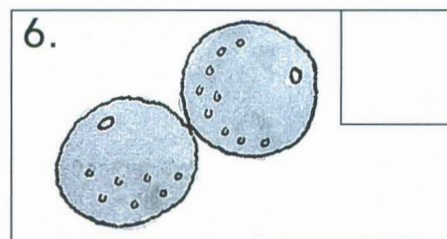
carrots



apples



bananas

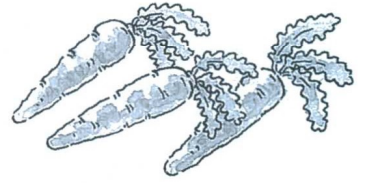


oranges

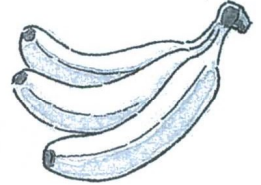
Use the Words

 Connect and say.

1.




2.



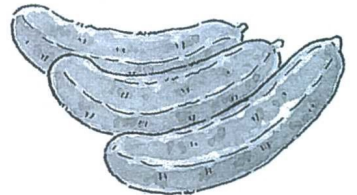
3.




4.



5.




6.



I like _____.

Action Word Time

 Find the next action. Connect.

1.



a.



clap

2.



b.



shout

3.



c.




sing

Use the Action Words



Match and say.

1.



2.



3.



4.



_____ with me.

Sure.



Word Time



Circle.

1.



swim



2.



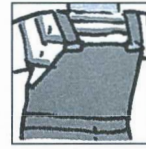
jump rope



3.



play baseball



4.



play soccer



5.



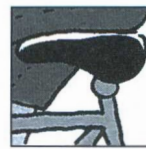
climb a tree



6.



ride a bike



Use the Words



Write the number below and say. Color.

1.



2.



3.




4.



5.




6.



I can _____.

Action Word Time

 Which one is the same? Circle.

1. catch the ball



2. kick the ball



3. hit the ball






4. throw the ball



Use the Action Words




Match and say.



a.



b.



c.



d.



Watch me _____.



Review 3

Part 1

Connect. Circle.



1. I'm _____.




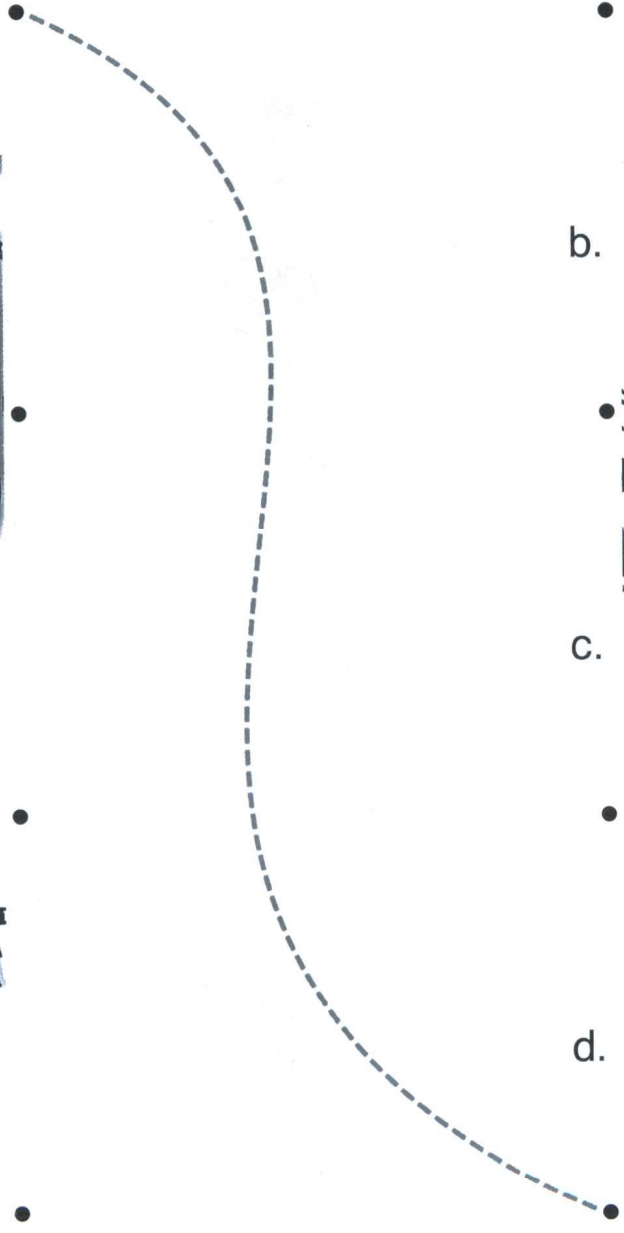
2. I like _____.



3. I can _____.




 Match and say.




Let's _____ together. Watch me _____ with me.



A. Match and say.



•



•



•



1

2

3







B. Number. Point and say.

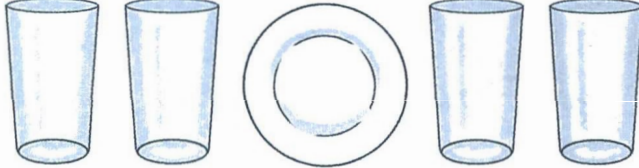







A. Find the next item. Connect.

1.   spoon

2.   fork

3.   glass

4.   plate


B. Trace. Point and say.




Fall ABCs




A. Trace the letters.






B. Write the letters.

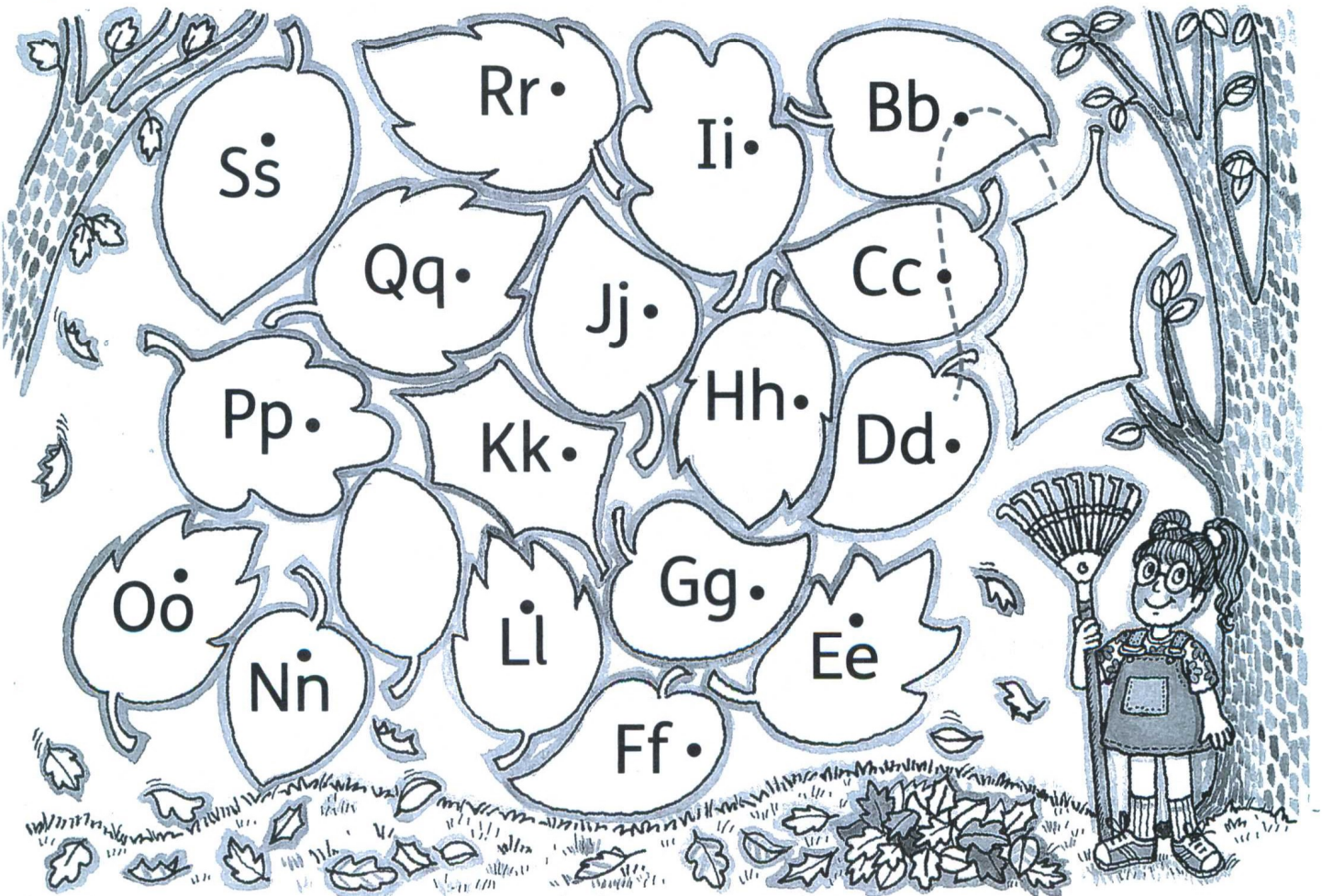


C. Connect.





 **D.** Connect in A-B-C order.





Word Time

 **A. Color.**

1. cat




2. bird



3. dog



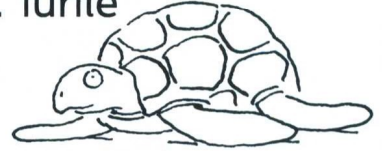
4. frog



5. rabbit



6. turtle



B. Color the hidden animals. Use the colors above.

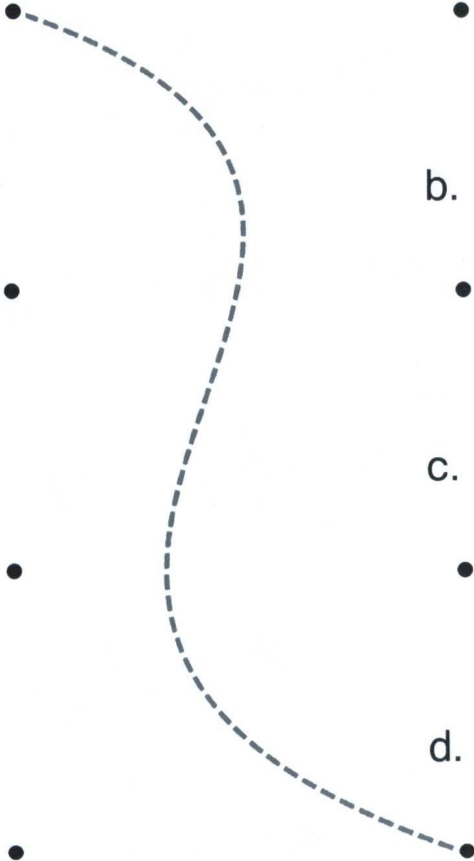


Use the Words



Match and say.

1.



a.



2.



b.



3.



c.



4.



d.



5.



e.



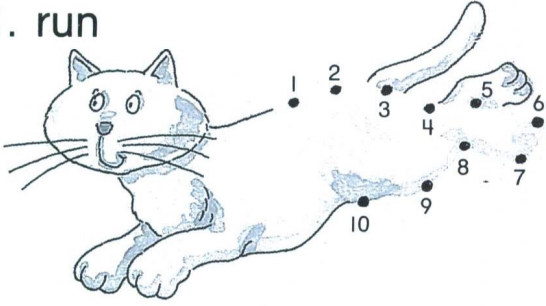
I love my _____.

Action Word Time

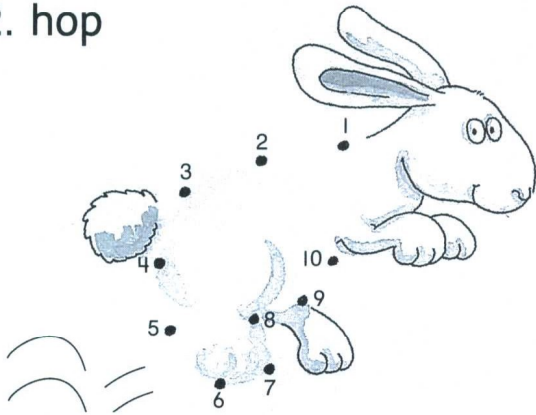


Connect the dots. Match.

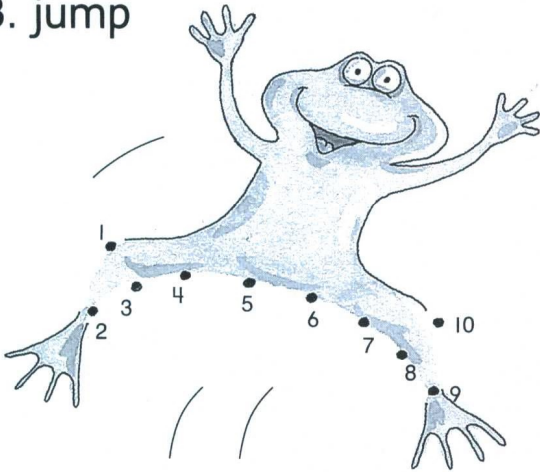
1. run



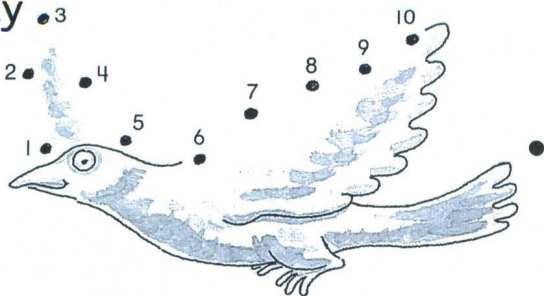
2. hop



3. jump



4. fly



a.



b.



c.



d.






Use the Action Words





Which animals can do the action? Circle and say.


1.





2.



3.



4.




It can _____.



Word Time

A. Trace the shapes.



B. Identify the family members. Draw the same shapes as above.



Use the Words



Which one is the same? Circle and say.

1.



2.



3.



4.



This is my _____.

Action Word Time

 Match.

1.



a.



laugh

b.



whistle

2.



3.




c.



cry

4.



d.



wink

Use the Action Words




Match and say.

1.



2.



3.



4.



Please don't _____.

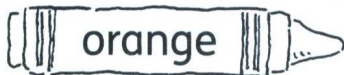

Sorry.



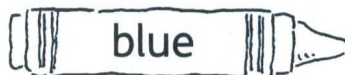

Word Time

A. Color.



1. bed




2. clock




3. desk



4. pillow




5. lamp



6. chair





B. Color the scene. Use the color above for the bedroom items.



Use the Words

Connect the dots and say.




This is a _____.

That is a _____.

Action Word Time



 Find the next action. Connect.

1.



a.



listen

2.



b.



watch TV

3.



c.



read

4.




d.



play

Use the Action Words

 Match and say.


1.



2.



3.



4.



Let's _____.

Good idea!






Review 4

Part 1



Find and circle.



 Circle these patterns across → or down ↓.





A. Match and say.



•



•



•


1

2

3



B. Number. Point and say. 



مجموعه زبان ایرانیان

 **A. Draw. What's missing?**



lunchbox





phone





key





shoe

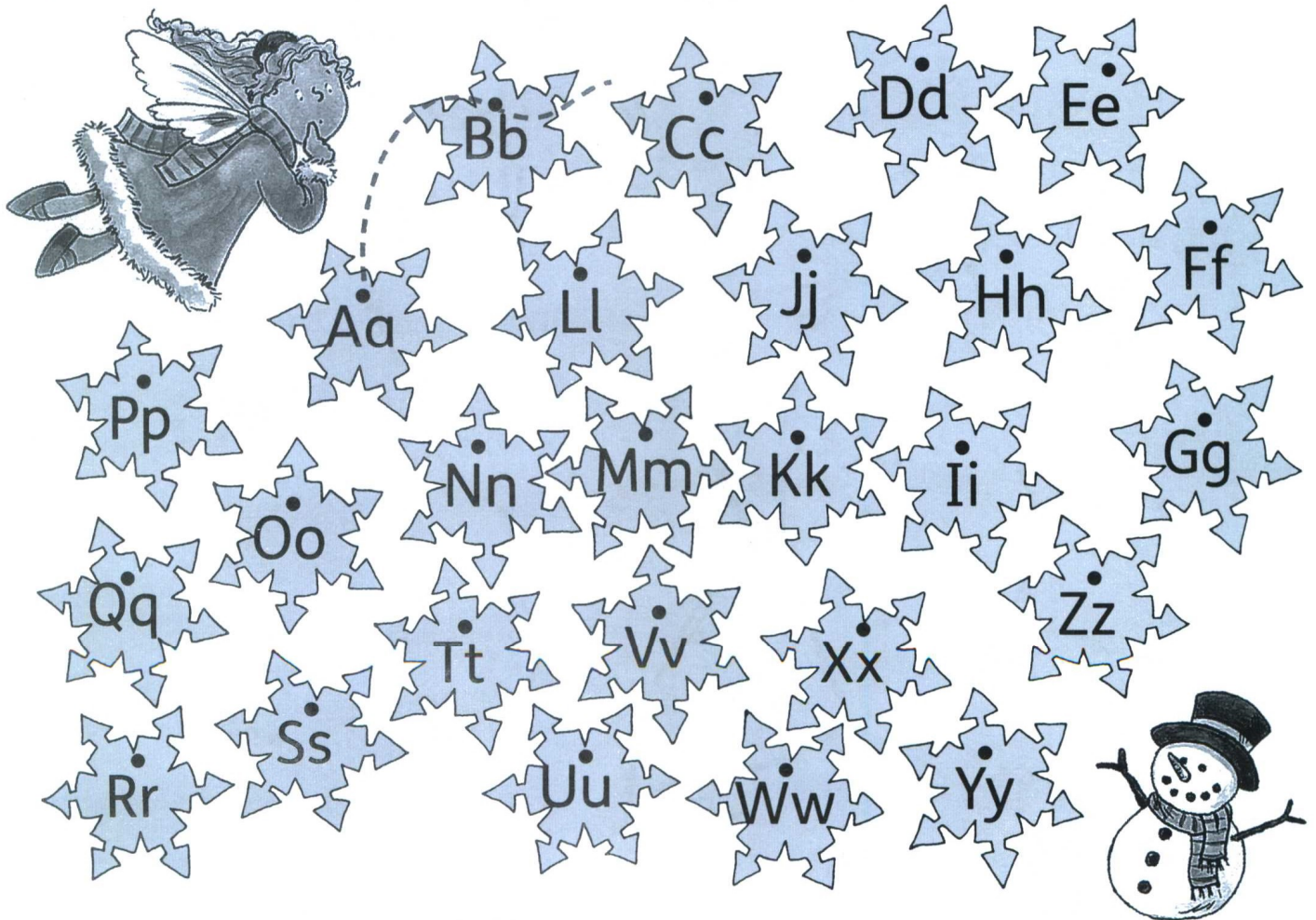


 **B. Trace. Point and say.** 







 **D.** Connect in A-B-C order.




Winter ABCs








 **A.** Trace the letters.



 **B.** Write the letters.



 **C.** Connect.

T •  • X
 U •  • W
 V •  • Z
 W •  • U
 X •  • t
 Y •  • v
 Z •  • y

(Note: A dashed line connects the letter 'T' to the turtle, and another dashed line connects the turtle to the letter 't'.)




B. Connect the dots in a-b-c order. Color.



More ABCs



A. Connect the dots in A-B-C order. Color.



Magic Time

2nd Edition

The **NEW** edition of the bestselling two-level kindergarten and early elementary English course!

Magic Time uses large, humorous scenes to develop speaking, listening, and pre-writing skills.

- The learning activities and games appeal to students' playful energy through colorful art, music and movement.
- The syllabus progresses at a natural, steady pace and offers students many opportunities to practice new language.
- **NEW** Talk Time pages and a **Student's Songs and Chants CD** offer even more communication opportunities.

Use *Magic Time* on its own or combine it with *English Time* to create an engaging eight-level course.



Oxford › making **digital** sense

- **Student Book with Student Songs and Chants Audio CD**
- **Workbook**
- **Teacher's Book**
- **Wall Charts**
- **Picture Cards**
- **Class Audio CDs**
- **Oxford iTools**
Digital Classroom Resources
- **NEW** Teachers' and parents' website



Authors Kathleen Kampa and Charles Vilina are specialists in music and movement, and communicative activities that appeal to different learning styles.

"Magic Time offers every child the opportunity to learn English successfully – and enjoy it!"

OXFORD
UNIVERSITY PRESS